

ATC 600S Series Ultra-Low ESR, High Q, NPO RF & Microwave Capacitors

Features:

- Lowest ESR in Class
- Highest Working Voltage in class – 250V
- Standard EIA Size: 0603
- Laser Marked
- High Self Resonance Frequencies

Applications:

- Cellular Base Station Equipment
- High Q Frequency Sources
- Broadband Wireless Services
- Satcom Equipment
- Point-to-Point/Point-to-MultiPoint Radio

Circuit Applications:

- Filter Networks
- Matching Networks
- Tuning, Coupling, Bypass and DC Blocking



ATC 600 SERIES OVERVIEW

ATC Series	ATC Case Size	EIA Case Size
600	L	0402
600	S	0603
600	F	0805

Electrical Specifications

Capacitance:	0.1 to 100 pF
Tolerances:	See Cap Value Chart
Working Voltage (WVDC):	250 V
FSR:	} See Graphs, page 3
FPR:	
ESR:	
Temperature coefficient of Capacitance (TCC):	0 ± 30 ppm/°C, -55°C to +125°
Insulation Resistance:	10^9 MΩ min. at +25°C at rated WVDC
	10^4 MΩ min. at +125°C at rated WVDC
Dielectric Withstanding Voltage (DWV):	$2.5 \times$ WVDC min. for 5 seconds
Aging:	None
Piezo Effects:	None

Mechanical Specifications

Terminations:	T = Tin Plated over Nickel Barrier* (Standard)
	W = Tin/Lead Solder Plated over Nickel Barrier
Solderability:	Solder coverage > 90% of end termination
Terminal Strength:	4 lbs. Typ., 2 lbs. min.

Environmental Specifications

Life Test:	2000 hours, +125°C at 2X WVDC
Thermal Shock:	5 cycles, -55°C to +125°C
Moisture Resistance:	240 hours, 85% Relative Humidity at +85°C

*Lead-Free and RoHS Compliant

ATC 600 Series Capacitors are designed and manufactured to meet and exceed the requirements of EIA-198, MIL-PRF-55681 and MIL-PRF-123.



American Technical Ceramics

ATC North America
631-622-4700
sales@atceramics.com

ATC Europe
+46 8 6800410
sales@atceramics-europe.com

ATC Asia
+86-755-8366-4318
sales@atceramics-asia.com

ISO 9001
REGISTERED
COMPANY
THE
ENGINEERS'
CHOICE™
ISO 9001 REGISTERED

www.atceramics.com

ATC 001-924; Rev. G 12/04 1 of 6

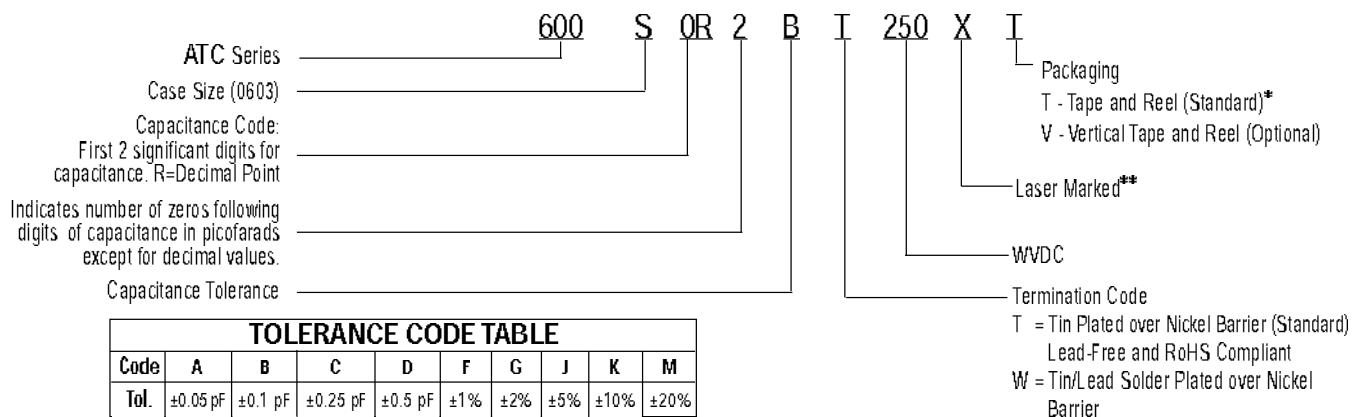
ATC 600S Series Ultra-Low ESR, High Q NPO RF & Microwave Capacitors

Capacitance Values

Value (pF)	Cap Code	Marking	Tolerances	Value (pF)	Cap Code	Marking	Tolerances	Value (pF)	Cap Code	Marking	Tolerances
0.1	0R1	A9	A, B	2.7	2R7	L0	A, B, C	20	200	H1	F, G, J
0.2	0R2	H9	A, B	3.0	3R0	M0	A, B, C	22	220	J1	F, G, J
0.3	0R3	M9	A, B	3.3	3R3	N0	A, B, C	24	240	K1	F, G, J
0.4	0R4	d9	A, B	3.6	3R6	P0	A, B, C	27	270	L1	F, G, J
0.5	0R5	f9	A, B	3.9	3R9	Q0	A, B, C	30	300	M1	F, G, J
0.6	0R6	m9	A, B	4.3	4R3	R0	A, B, C	33	330	N1	F, G, J
0.7	0R7	n9	A, B	4.7	4R7	S0	A, B, C	36	360	P1	F, G, J
0.8	0R8	t9	A, B	5.1	5R1	T0	A, B, C	39	390	Q1	F, G, J
0.9	0R9	g9	A, B	5.6	5R6	U0	A, B, C	43	430	R1	F, G, J
1.0	1R0	A0	A, B	6.2	6R2	V0	A, B, C	47	470	S1	F, G, J
1.1	1R1	B0	A, B, C	6.8	6R8	W0	B, C, D	51	510	T1	F, G, J
1.2	1R2	C0	A, B, C	7.5	7R5	X0	B, C, D	56	560	U1	F, G, J
1.3	1R3	D0	A, B, C	8.2	8R2	Y0	B, C, D	62	620	V1	F, G, J
1.5	1R5	E0	A, B, C	9.1	9R1	Z0	B, C, D	68	680	W1	F, G, J
1.6	1R6	F0	A, B, C	10	100	A1	F, G, J	75	750	X1	F, G, J
1.8	1R8	G0	A, B, C	11	110	B1	F, G, J	82	820	Y1	F, G, J
2.0	2R0	H0	A, B, C	12	120	C1	F, G, J	91	910	Z1	F, G, J
2.2	2R2	J0	A, B, C	15	150	E1	F, G, J	100	101	A2	F, G, J
2.4	2R4	K0	A, B, C	18	180	G1	F, G, J				

*Non-standard values and custom tolerances are available upon request.

ATC Part Number Code



*4,000 pieces on 7" reel and 500 pieces on prototype reel. Consult ATC for other options.

The above part number refers to a 600S Series (case size S) 0.2 pF capacitor, B tolerance (±0.1pF), 250 WVDC, with T termination (Tin Plated over Nickel Barrier Lead-Free and RoHS Compliant), Laser Marking and Tape and Reel packaging.

**No marking is optional.

ATC accepts orders for our parts using designations *with* or *without* the "ATC" prefix. Both methods of defining the part number are equivalent, i.e., part numbers referenced with the "ATC" prefix are interchangeable to parts referenced without the "ATC" prefix. Customers are free to use either in specifying or procuring parts from American Technical Ceramics.

For additional information and catalogs contact your ATC representative or call direct at (631) 622-4700.

*Consult factory for 500 piece reels for prototyping.
 Consult factory for additional performance data.

AMERICAN TECHNICAL CERAMICS

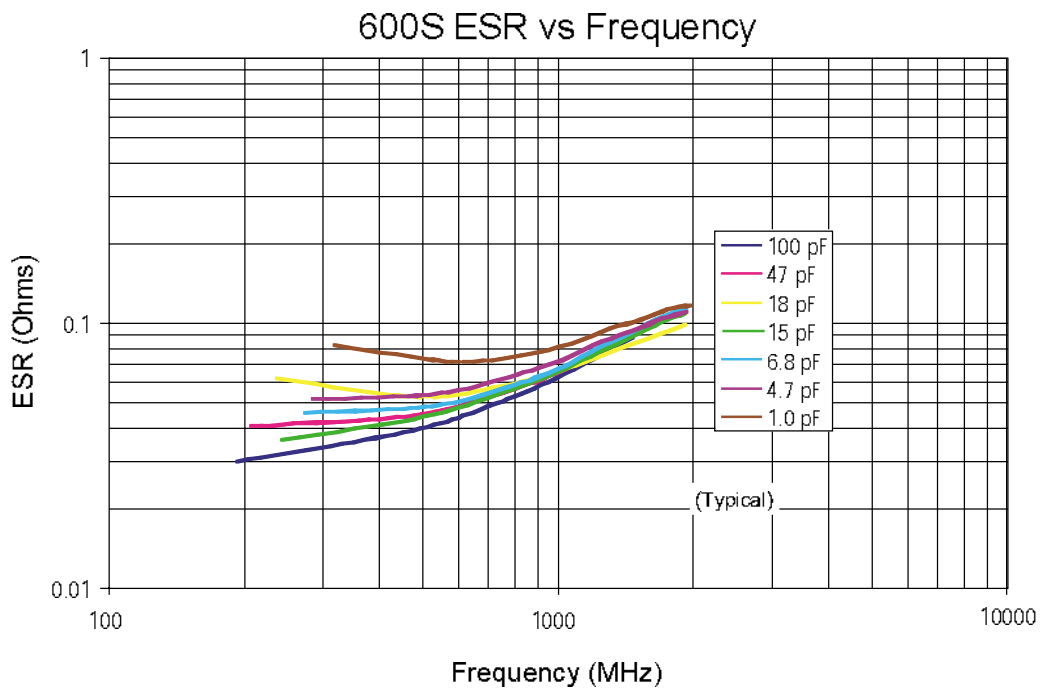
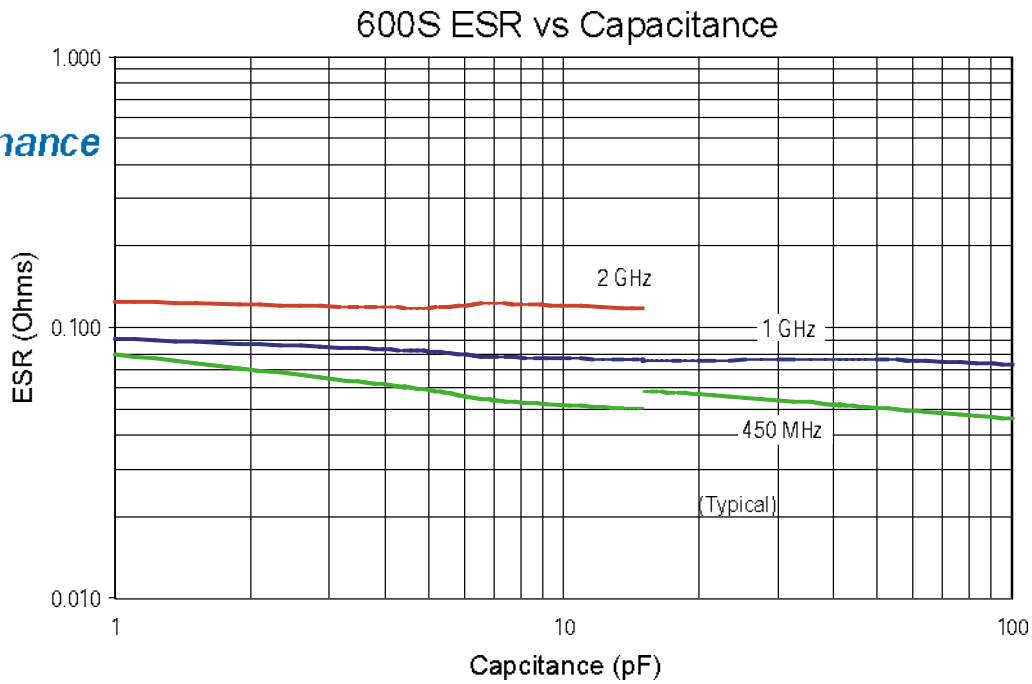
ATC North America
 631-622-4700 sales@atceramics.com

ATC Europe
 +46 8 6800410 sales@atceramics-europe.com

ATC Asia
 86-755-8366-4318 sales@atceramics-asia.com

www.atceramics.com

Typical
Performance
Data



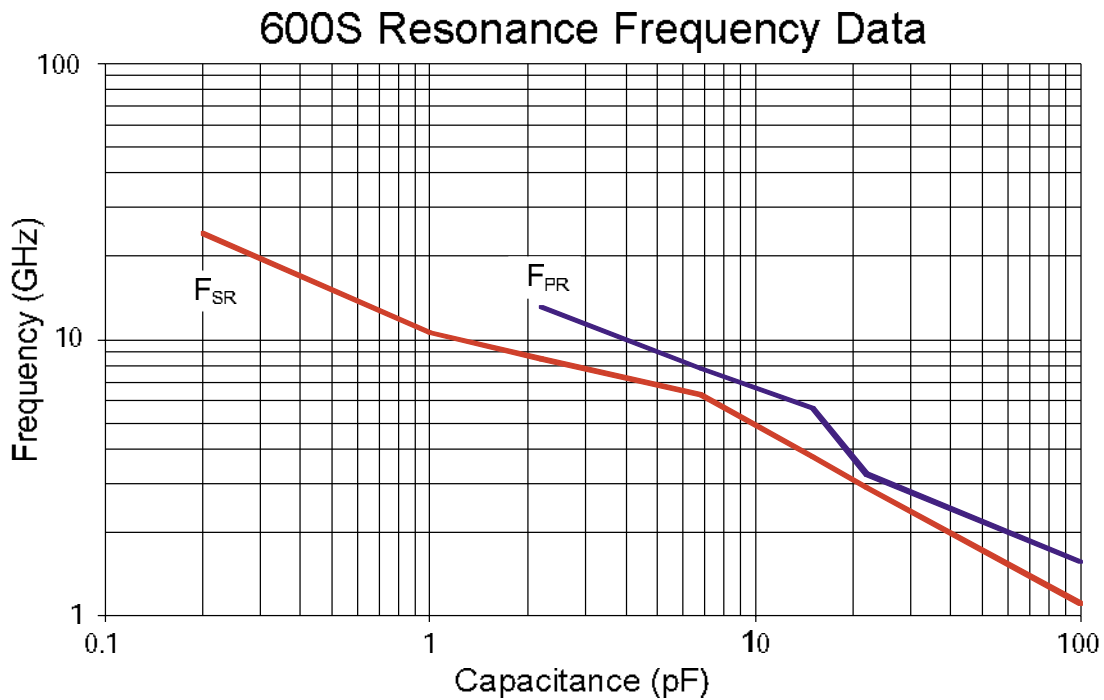
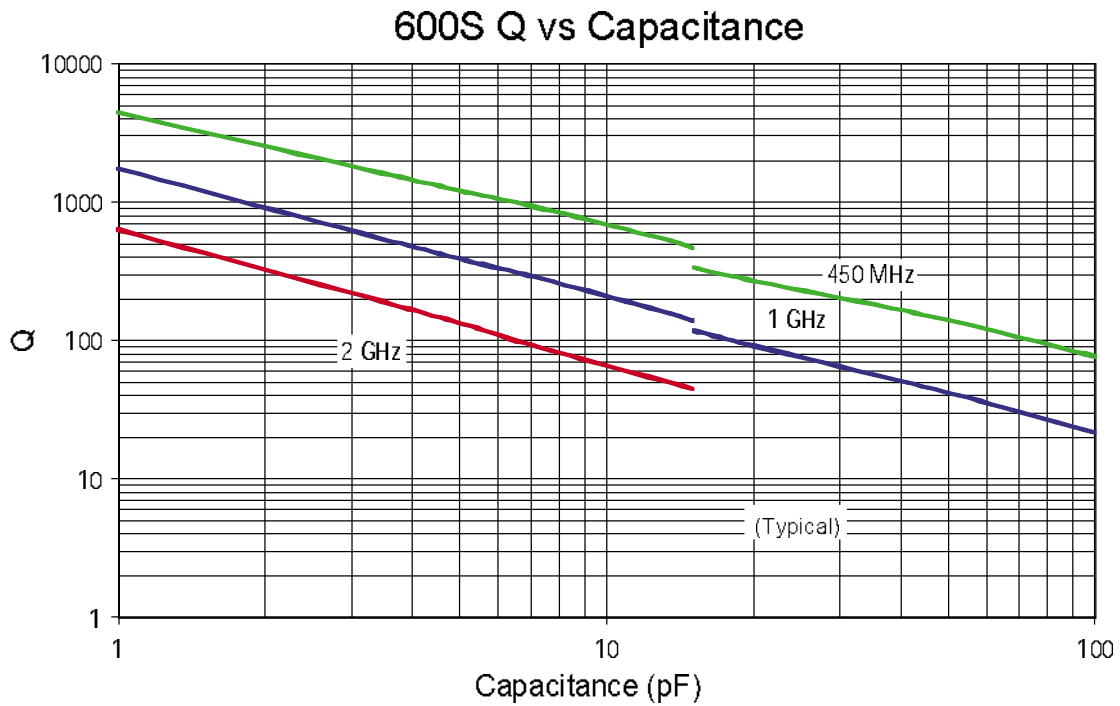
A M E R I C A N T E C H N I C A L C E R A M I C S

ATC North America
631-622-4700 sales@atceramics.com

ATC Europe
+46 8 6800410 sales@atceramics-europe.com

ATC Asia
86-755-8366-4318 sales@atceramics-asia.com

ATC 600S Series Ultra-Low ESR, High Q NPO RF & Microwave Capacitors



ATC 600 Series Data Sheet Test Condition Description

Capacitors horizontally mounted on 13.3-mil thick Rogers RO4350[®] softboard, 29-mil wide, 1/2 oz. Cu traces.
FSR = lowest frequency at which S11 response, referenced at capacitor edge, crosses real axis on Smith Chart.
FPR = lowest frequency at which there is a notch in S21 magnitude response.

ATC 600S Series Ultra-Low ESR, NPO RF & Microwave Capacitors

Outline Dimensions

S (0603)	L: $.063 \pm .006$ ($1.60 \pm .15$)	T: $.035$ max. (0.90 max.)
	W: $.032 \pm .006$ ($.81 \pm .15$)	Y: $.014 \pm .006$ (0.35 ± 0.15)

inches (mm)

Suggested Mounting Pad Dimensions

Case Sizes L, S and F

Case Size	A Min	B Min	C Min	D Min
0402 (1005)	.0275 (0.70)	.0354 (0.90)	.0157 (0.40)	.0866 (2.20)
0603 (1608)	.0393 (1.00)	.0433 (1.10)	.0236 (0.60)	.110 (2.80)
0805 (2012)	.0590 (1.50)	.0512 (1.30)	.0236 (0.60)	.1259 (3.20)


inches (mm)

Design Kits Each Kit contains a selection of standard capacitor values for circuit prototyping.


Kit #	Item #	Description	Cap. Value Range (pF)	Cap. Values (pF)	Tol. (pF)	Price
Kit 25	DK0025	600S Series Ultra-low ESR, High Q 16 different values, 15 pcs. min. per value	0.1 to 2.0	0.1, 0.2, 0.3, 0.4, 0.5, 0.6, 0.7, 0.8, 0.9, 1.0, 1.1, 1.2, 1.5	± 0.1	\$90.00
				1.6, 1.8, 2.0	± 0.25	
Kit 26	DK0026	600S Series Ultra-low ESR, High Q 16 different values, 15 pcs. min. per value	1.0 to 10	1.0, 1.2, 1.5, 1.8, 2.0, 2.2, 2.4, 2.7, 3.0, 3.3	± 0.1	\$90.00
				3.9, 4.7, 5.6, 6.8, 8.2	± 0.25	
				10	$\pm 5\%$	
Kit 27	DK0027	600S Series Ultra-low ESR, High Q 16 different values, 15 pcs. min. per value	10 to 100	10, 12, 15, 18, 20, 22, 24, 27, 30, 33, 39, 47, 56, 68, 82, 100	$\pm 5\%$	\$90.00

For Online Kit Orders, Catalog & Application Notes, Visit: www.atceramics.com

Other ATC Product Catalogs



Multilayer Ceramic
& Power Assemblies



Inductor
Products



High Power
Resistive Products



Custom Thin Film
Products



Single Layer
Capacitors



Co-Fired Ceramic
Products (LTCC & HTCC)

Sales of ATC products are subject to the terms and conditions contained in American Technical Ceramics Corp. Terms and Conditions of Sale (ATC document #001-992 Rev. A 10/03). Copies of these terms and conditions will be provided upon request. They may also be viewed on ATC's website.

ATC has made every effort to have this information as accurate as possible. However, no responsibility is assumed by ATC for its use, nor for any infringements of rights of third parties which may result from its use. ATC reserves the right to revise the content or modify its product line without prior notice.

© 1999 American Technical Ceramics Corp. All Rights Reserved.

ATC # 001-924; Rev. G 12/04



American Technical Ceramics

ATC North America
631-622-4700
sales@atceramics.com

ATC Europe
+46 8 6800410
sales@atceramics-europe.com

ATC Asia
+86-755-8366-4318
sales@atceramics-asia.com



www.atceramics.com